

Creating Landing Pages That Convert

Your Guide to Pages That Continually Capture Leads



Table of Contents

Part One

What are landing pages and why are they important?..... 4-7

What is a landing page?

The anatomy of a landing page

Why are landing pages so important?

Part Two

Planning and Creating the Perfect Landing Page 8-13

Planning your landing page

What does a great landing page look like?

Seven Elements of a High-Converting Landing Page

Personalize with dynamic content



GET A DEMO



If you're looking to gather leads for your business, you need to have a landing pages strategy. Just like every other marketing tactic, this can be done well or it can be done poorly. In order to see the greatest return on investment, businesses need to understand how to set strategic goals for their landing pages and how to design them to be effective.

This guide is written for any marketer looking to initiate or improve their landing page strategy. It will guide you through the entire process of setting goals for your landing pages and building them to convert. By the end, you'll be ready to use SharpSpring to start creating optimized landing pages successfully on your own.

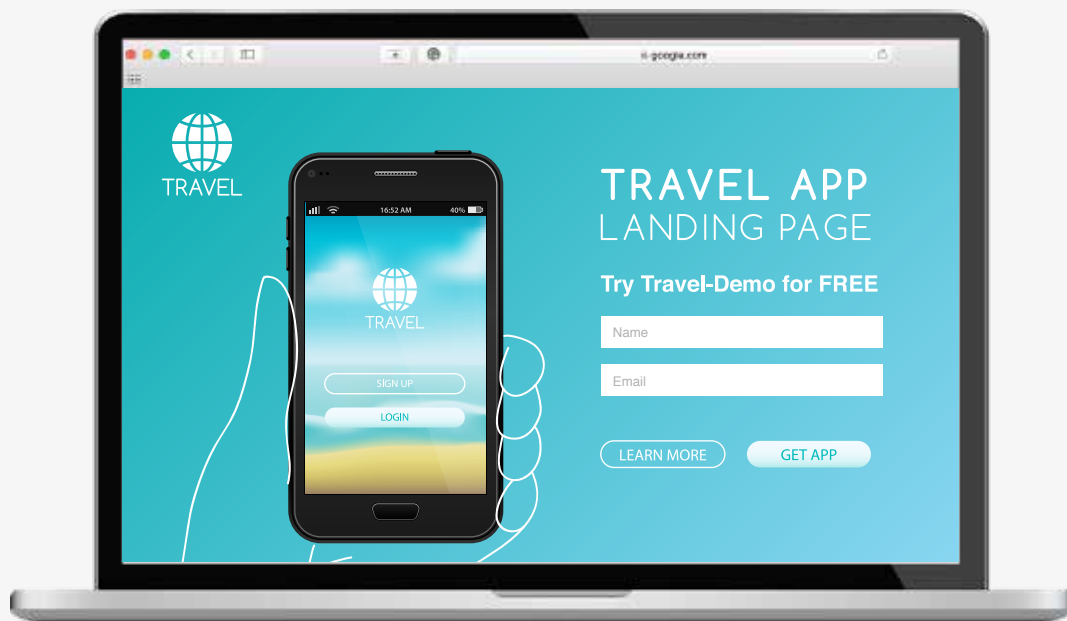


[GET A DEMO](#)

Part One

What are landing pages and why are they important?





“You have to have a singular focus and discipline and be very clear about what the desired conversion action is on your landing page”

- Tim Ash, author of *Landing Page Optimization*

What is a landing page?

Let's start the guide by being absolutely clear: **your homepage is not a landing page**. For that matter, neither is your product page, your pricing page, your contact page, nor even your about page.

When we talk about landing pages from a marketing perspective, we are referring only to specific pages that have been expressly designed to achieve a particular goal. Typically, the goal will be to obtain the user's email address

and other personal information. But it could also be to download a PDF, register for a webinar or make a purchase.

Whatever the goal is, the landing page should be solely focused on that goal. As Tim Ash, CEO of Site Tuner and author of *Landing Page Optimization*, says: “You have to have a singular focus and discipline and be very clear about what the desired conversion action is on your landing page.”

Landing pages come in all shapes and sizes. They can be extremely simple or incredibly complex depending



GET A DEMO

on the website and the data available. That being said, all landing pages, regardless of who they are aimed at or what their goal is, will have the following elements:

A headline

This is the first thing people see and will usually outline exactly what you are offering.

An offer

You must give users a reason to take action. This is achieved by highlighting what you are offering and how they will benefit from it.

A call-to-action

This is the element that users click to take action. Typically it will be a button, but it could also be a link or a form.

And that's it. Most landing pages will have a few more elements, such as images and trust indicators, but a landing page can be successful using only the three elements above. In fact, keeping the landing page as simple as possible with a single offer leads to better results.

“Landing pages with multiple offers get 266% fewer leads than single offer pages.”

- Wishpond



Headline

Offer

Call-to-action



GET A DEMO



“The average attention span is 8.25 seconds.”

- *Statistic Brain*

Why are landing pages so important?

Trying to get a user to take a single, particular action on a standard web page is very difficult. Our attention spans are so small now (they were measured at an average of 8.25 seconds in 2015 and only decreasing as time moves on) that a standard web page simply has too many distractions. Even if a user comes to a web page with a goal in mind, they may get distracted by something in the navigation bar, a link to another part of the website or an advertisement on the page.

The beauty of landing pages is that they limit a visitor's options to a single choice: whether to opt-in, or not to opt-in. By removing the navigation bar, the sidebar, the footer, and by focusing the design and copy on achieving one single outcome, users are guided towards that

outcome. As a result, the decision becomes binary.

They either complete the intended action or they exit the page. There is no alternative. When the user completes the action, you get your lead.

Key takeaways:

- A landing page is a distinctive page designed to achieve a specific goal.
- Your homepage is not a landing page.
- All landing pages have a headline, an offer, and a call-to-action.
- Short attention spans mean users are easily distracted.
- Landing pages only give users one option and are therefore more effective at achieving a particular goal.

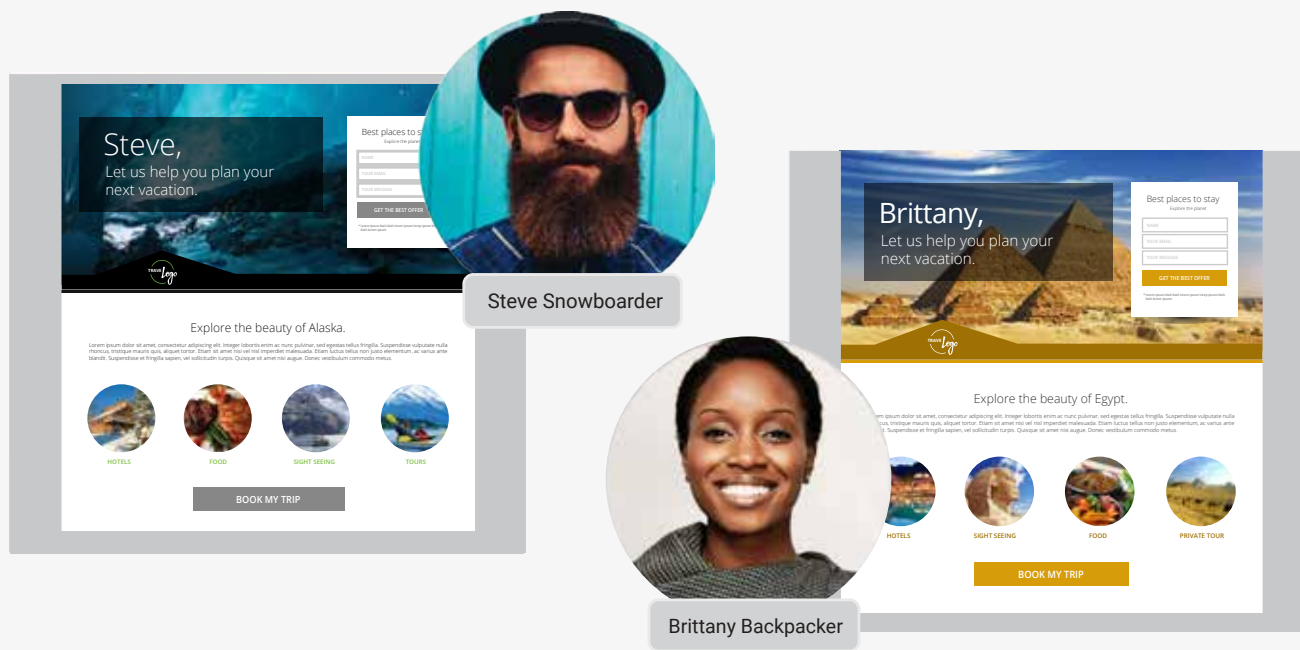


GET A DEMO

Part Two

Planning and Creating the Perfect Landing Page





Great landing pages are tailored to their audience.

Planning your landing page

Before you start creating and designing your landing pages, you must first think about who your audience is and what it is that you want to achieve. The answers you come up with will be your guide when it comes to designing your page.

Who is your audience?

Great landing pages are tailored to their audiences. The more personalized a landing page is, the better chance it will have of converting a user. By defining who your audience is, you will better understand how you should be

speaking to them, what the page should look like, which devices will be used to access your landing page, and the personal desires of your user.

For instance, if your product is aimed at senior citizens, you might wish to use a larger font size, have a prominent call-to-action that lies above the fold, and write in a style that appeals to them. This landing page would look very different from one designed for a millennial, who would probably access your page on a smartphone and be used to scrolling on a website.



GET A DEMO

What do you want to achieve?

If you're using a landing page, the chances are you want to increase your website's conversion rate. But what is a conversion for your site? Do you need a landing page:

- As a destination for your PPC ad?
- To increase subscribers to your blog or newsletter?
- To let people sign up for your webinar?
- To increase purchase rates of an upsell?
- To create anticipation about a product launch?
- To do something different entirely?

Because a landing page is so specific to the goal that it is trying to achieve, each of these goals will result in a very different looking landing page.

What does a great landing page look like?

The guide touched earlier on the anatomy of a basic landing page, but great landing pages will have a few more elements in order to maximize conversion rates. It's important to note here that the perfect landing page



1+1=3

A successful landing page is greater than the sum of its parts.

doesn't exist. Landing pages can always be improved and there's no reason not to work at making them better.

While all of the following elements can help to increase conversion rates, sticking all of them on a page without any thought is a sure-fire way to fail. A successful landing page is greater than the sum of its parts. As mentioned above, the design of a landing page should be influenced by the audience and the end goal.



GET A DEMO



“Over 90% of visitors who read your headline also read your CTA.”

- *MarketingExperiments*

Seven Elements of a High-Converting Landing Page



1. A captivating headline

This is the first and possibly the only thing visitors will read. The headline is where you win or lose them. The key here is to explain the benefit you are offering to users in a single sentence. Don't talk about features, talk about what they can achieve thanks to your offering. Make it all about the user. You should spend as much time on this single element as you do creating the rest of the landing page. Why? Because research has shown that over 90% of users who read your headline will also read your CTA.



2. A kick-ass offer

You could have the best landing page in the world, but if your offer sucks, users aren't going to be converted. If your goal is to get new subscribers to your blog, you'll probably want to give away something for free like an in-depth guide to your chosen topic. If you want people to sign up to your webinar, you'll need to highlight why your webinar is so good. What is the user going to learn from you and how will it benefit them? This will be the second thing users will read, so make sure the copy for your offer follows on nicely from your title.



3. Eye-catching images

Some users won't bother to read your headline. But if they see an image that they relate to, they may be persuaded to



GET A DEMO

give the landing page a second chance. Don't just use any old stock image, however. Think of your image as a second headline. Make it powerful; make sure it shows off your product or offering and the benefit to the user if possible.



4. A sweet video

Do you know what's better than images? Video! If a picture says a thousand words, how many words does a video say? Ten thousand? A million? However many it is, videos are a great way to increase conversion rates. In fact, research from Eye View Digital has shown that using video on landing pages can increase conversions by 86%.



5. Trust indicators

These can be anything from testimonials and reviews to customer logos and Industry certifications. This is an especially important element if the goal of your landing page is to persuade users to buy a product. But even if you're just trying to get more email sign ups, it is still a good idea to put trust indicators on your landing page.



6. A clear call-to-action

It's no good having a landing page if users don't know what to do on it. This is where your call-to-action (CTA) comes in. It should be clear, prominent and assertive. “Sign up here”, “Add to cart” and “Download now” are common calls-to-action that you will see across the web. As always though, your CTA should be tailored to your offering and your audience.



7. A post-conversion page

When's the best time to get a user to convert? When they've already converted. This is the goal of a post-conversion landing page. Once they've clicked the call-to-action and filled in their information, follow them up with another offer. Maybe this is a product upsell or a request to become a newsletter subscriber. Whatever it is, there's no better time to strike than while the iron is hot. (Note: SharpSpring makes this easy with landing page funnels – a series of pages served up in sequence.) If you don't have an applicable post-conversion offer, consider a thank you instead.



Personalize with Dynamic Content

If you're looking for a sure-fire way to boost conversions, there are few methods better than inserting dynamic content into your landing page. Dynamic content is content that is personalized for a visitor using data you have already gathered about them. According to the Forrester report on Digital Experience Technology And Delivery Priorities, 2016, 68% of marketers and business professionals say that 'delivering personalized experiences' is their highest priority for web and mobile initiatives.

Examples of dynamic content

Dynamic content comes in all shapes and forms. Some common examples are:

- Inserting a user's name into the landing page.
- Switching out imagery to reflect the page visitor.
- Providing upsell recommendations based on a recent purchase.
- Tailoring landing page copy depending on the location of the user.



Dynamic content is content that is personalized to a visitor using data you have already gathered about them.


Find out more about how you can insert dynamic content into your landing pages by [reading our guide](#).

Key takeaways:

- The best landing pages are designed based on the audience and the end goal.
- A successful landing page is greater than the sum of its parts.
- Images, trust indicators and video are great additions to landing pages.
- Personalize with dynamic content to increase conversions.



GET A DEMO



Now, go launch your landing page

If you've gotten this far, you know everything you need to know to allow you to start creating and optimizing landing pages for your website. SharpSpring makes it easy to get started. With pre-built templates and a drag and drop interface, you won't even need a designer. Get out there, post a page and start getting leads today.



[GET A DEMO](#)

Related Content



GO-TO GUIDE

[The Ultimate Guide to Marketing Automation Terminology](#)




BLOG

[Add Dynamic Landing Pages to Your Campaigns](#)



GO-TO-GUIDE

[Personalize Your Marketing with Dynamic Content](#)



SharpSpring is the marketing automation platform of choice for nearly 2,000 digital marketing agencies and their 8,000+ clients. Since 2014, SharpSpring has provided its powerful marketing automation solution to businesses around the globe. In the short time since its inception, the company has gained significant market share from industry leaders with its competitive pricing, agency-focused business model, and robust platform.

Visit www.sharpspring.com for more information.

